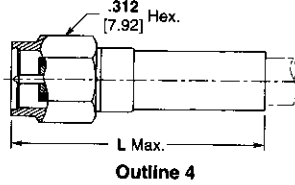
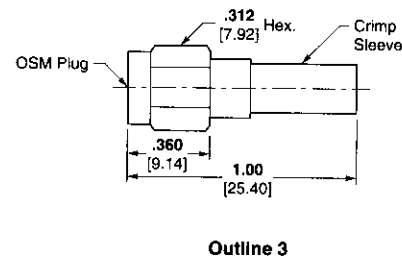
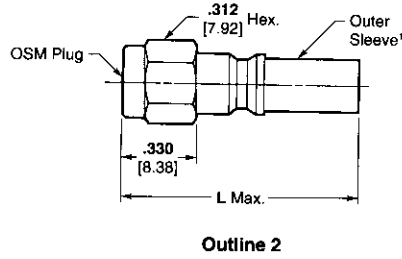
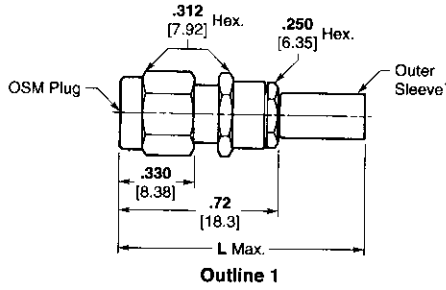


## SMA Connectors MIL-C-39012 — For Flexible Cable

### MIL-C-39012/55



Military Part No.	AMP Part No.	M/A-COM* Part No. (Ref. Only)	Outline	Cat. <sup>1</sup>	RG/U Cable	Dim. L
-3006	1051757-1	2031-8006-92	1	A	178	1.030 [26.16]
-3007	1051759-1	2031-8007-92	1	A	174, 316	1.030 [26.16]
-3008	1051760-1	2031-8008-92	2	A	122	1.030 [26.16]
-3009	1051762-1	2031-8009-92	2	A	58, 142, 223	1.030 [26.16]
-3010	1051763-1	2031-8010-92	2	A	303	1.030 [26.16]
B3011	1051764-1	2031-8011-92	1	B	178	1.250 [31.75]
B3012	1051766-1	2031-8012-92	2	B	174, 316	1.250 [31.75]
B3013	1051767-1	2031-8013-92	2	B	122	1.250 [31.75]
B3014	1051768-1	2031-8014-92	2	B	58	1.250 [31.75]
B3015	1051769-1	2031-8015-92	2	B	142	1.250 [31.75]
B3016	1051770-1	2031-8016-92	2	B	223	1.250 [31.75]
B3017	1484541-1	2031-8017-92	2	B	303	1.250 [31.75]
B3018	1051771-1	2031-8018-92	1	B	178	1.375 [34.93]
B3019	1056413-1	2031-8019-92	1	B	174, 316	1.375 [34.93]
B3019	225532-4 <sup>2</sup>	—	4	B	174, 188, 188A, 316	.950 [24.13]
B3020	1051774-1	2031-8020-92	2	B	122	1.375 [34.93]
B3021	1051775-1	2031-8021-92	2	B	58	1.375 [34.93]
B3021	225532-1 <sup>2</sup>	—	4	B	58, 58A, 58B, 58C	1.030 [26.16]
B3022	1051776-1	2031-8022-92	2	B	142	1.375 [34.93]
B3022	225532-3 <sup>2</sup>	—	4	B	142, 142A, 142B, 400, Belden 84142	1.030 [26.16]
B3023	1051777-1	2031-8023-92	2	B	223	1.375 [34.93]
B3023	1-225532-0 <sup>2</sup>	—	4	B	223, 55, 55A, 55B	1.030 [26.16]
B3024	1051778-1	2031-8024-92	2	B	303	1.375 [34.93]
B3024	225532-9 <sup>2</sup>	—	4	B	141, 141A, 303	1.030 [26.16]
-3025	1051780-1	2031-8025-92	1	C	178	1.250 [31.75]
-3026	1051782-1	2031-8026-92	1	C	174, 316	1.250 [31.75]
-3027	1051783-1	2031-8027-92	2	C	122	1.250 [31.75]
-3028	1051785-1	2031-8028-92	2	C	142, 223	1.250 [31.75]
-3029	1051787-1	2031-8029-92	2	C	58, 303	1.250 [31.75]
*-3106	1051789-1	2031-8106-92	1	A	178	1.030 [26.16]

Military Part No.	AMP Part No.	M/A-COM* Part No. (Ref. Only)	Outline	Cat. <sup>1</sup>	RG/U Cable	Dim. L
*-3107	1051791-1	2031-8107-92	1	A	174, 316	1.030 [26.16]
*-3108	1051792-1	2031-8108-92	2	A	122	1.030 [26.16]
*-3109	1051794-1	2031-8109-92	2	A	58, 142, 223	1.030 [26.16]
*-3110	1051795-1	2031-8110-92	2	A	303	1.030 [26.16]
*B3111	1051796-1	2031-8111-92	1	B	178	1.250 [31.75]
*B3112	1051797-1	2031-8112-92	2	B	174, 316	1.250 [31.75]
*B3113	1051798-1	2031-8113-92	2	B	122	1.250 [31.75]
*B3114	1051799-1	2031-8114-92	2	B	58	1.250 [31.75]
*B3115	1051800-1	2031-8115-92	2	B	142	1.250 [31.75]
*B3116	1051801-1	2031-8116-92	2	B	223	1.250 [31.75]
*B3117	1051802-1	2031-8117-92	2	B	303	1.250 [31.75]
*B3118	1051803-1	2031-8118-92	1	B	178	1.375 [34.93]
*B3119	1051804-1	2031-8119-92	1	B	174, 316	1.375 [34.93]
*B3120	1051805-1	2031-8120-92	2	B	122	1.375 [34.93]
*B3121	1051806-1	2031-8121-92	2	B	58	1.375 [34.93]
*B3122	1051807-1	2031-8122-92	2	B	142	1.375 [34.93]
*B3123	1051808-1	2031-8123-92	2	B	223	1.375 [34.93]
*B3124	1051809-1	2031-8124-92	2	B	303	1.375 [34.93]
*-3125	1051810-1	2031-8125-92	1	C	178	1.250 [31.75]
*-3126	1051812-1	2031-8126-92	1	C	174, 316	1.250 [31.75]
*-3127	1051813-1	2031-8127-92	2	C	122	1.250 [31.75]
*-3128	1051815-1	2031-8128-92	2	C	142, 223	1.250 [31.75]
*-3129	1051816-1	2031-8129-92	2	C	58, 303	1.250 [31.75]
-3502	1051788-1	2031-8052-92	2	D	142, 400	1.250 [31.75]
*-3602	1051817-1	2031-8162-92	2	D	142, 400	1.250 [31.75]
-4026	1532129-5 <sup>3</sup>	—	3	C	174, 316	—
*-4126	1532129-6 <sup>3</sup>	—	3	C	174, 316	—
-4027	1532129-7 <sup>4</sup>	—	3	C	122	—
*-4127	1532129-8 <sup>4</sup>	—	3	C	122	—
-4028	1532129-9 <sup>4</sup>	—	3	C	142, 223	—
*-4128	1-1532129-0 <sup>4</sup>	—	3	C	142, 223	—
-4029	1-1532129-1 <sup>4</sup>	—	3	C	58, 303	—
*-4129	1-1532129-2 <sup>4</sup>	—	3	C	58, 303	—

RF Connectors

\* No safety wire holes.

<sup>1</sup> Category A: solder sleeve; Categories B, C and D: crimp sleeve.

<sup>2</sup> Use Integral Die Crimp Tool Part Number 220061-1.

<sup>3</sup> Crimp Tool M22520/5-01 and M22520/5-35 Closure B. Alternate Crimp Tool M22520/10-01 and M22520/10-13.

<sup>4</sup> Crimp Tool M22520/5-01 and M22520/5-41 Closure B. Alternate Crimp Tool M22520/10-01 and M22520/10-17.

<sup>5</sup> Crimp Tool M22520/5-01 and M22520/5-19 Closure B. Alternate Crimp Tool M22520/10-01 and M22520/10-21.

<sup>6</sup> -92 indicates passivated stainless steel finish.

See page 7003 for description of categories and pages 7059-7064 for tooling (unless noted otherwise).